

[The UNIX and Linux Forums](#) > [Top Forums](#) > [Shell Programming and Scripting](#)


[Search Forums](#)

Member Name Remember Me?































Password

Read from one file-Replace a pattern in another with the current one

Forums Search Forums Register Forum Rules Man Pages Albums FAQ Members Calendar Today's Posts

 **The UNIX and Linux Forums (HQ)** on Facebook

8,942 people like The UNIX and Linux Forums (HQ).

 Rahul	 Von Rod	 Shankar	 Sylvain	 Krishna
 Bayram	 Venkatesh	 Ric	 Upender	 Kastriot
 Purbeli	 Edon	 Babbu	 Mohamed	 Swapnil
 Agus	 Milan	 Twana	 Denis	 Saeed
 Tamer	 Harpreet	 Vishal	 Stc	 Abir
 Selahattin	 Landushi	 Ganesh	 Hassan	 Jasenko

Facebook social plugin

Shell Programming and Scripting Post questions about KSH, CSH, SH, BASH, PERL, PHP, SED, AWK and OTHER shell scripts and shell scripting languages here.

Thread Tools ▾ Search this Thread ▾ Display Modes ▾

1 Day Ago #1

[jacobs.smith](#)  Join Date: Jan 2012
Posts: 218
Thanks: 170
Thanked 3 Times in 3 Posts

Read from one file-Replace a pattern in another with the current one

Hi Friends,

I have a text file like this

Code:

```
cat main.txt

I like this website

cat website > new_website

grep website > hello_website
```

Code:

```
cat replace.txt

hello
unix
apple
```

Now, for each line read in 2.txt, I want the pattern "website" in 1.txt to be replaced with it. Basically, I will be getting wc number of files in 2.txt

So, my final output files will be

Code:

```
cat main1.txt
I like this hello
cat hello > new_hello
grep hello > hello_hello
```

Code:

```
cat main2.txt
I like this unix
cat unix > new_unix
grep unix > hello_unix
```

Code:

```
cat main3.txt
I like this apple
cat apple > new_apple
grep apple > hello_apple
```

I got an ide of the following, but I think I am missing something

Code:

```
for i in `cat replace.txt`; do sed '/website/$i/s';done
```

But, I am having trouble on listing the files and updating the file numbers.

Thanks in advance.

Sponsored Links

Remove advertisements

Want something extra
in your Christmas
stocking this year?
100 Visa Debit Cards
each valued at \$250
to be won.

If the question is *print, design or websites*
the answer is **Snap**

NEW

BIC
Hybrid4
Advantage

GET A CLOSE
SHAVE & WIN
WITH **BIC**

YOU COULD WIN AN **IPHONE 5** EVERY WEEK,
AND A GROOMING KIT EVERY DAY!

**PURCHASE A BIC HYBRID 4 ADVANCE AND GO TO
BICWORLD.COM.AU/FACEBOOK FOR YOUR CHANCE TO WIN!**

Conditions apply, see bicworld.com.au/facebook. Aussie residents 18+ only. Starts 15/11/12 & ends 27/12/12.

1 Day Ago

2

 **bartus11** 
Registered User

Join Date: Apr 2009
Posts: 3,082
Thanks: 3
Thanked 922 Times in 905 Posts

Try:

Code:

```
awk 'NR==FNR{a[++n]=$0;next}{for (i=1;i<=n;i++){x=a[i];gsub ("website",$0,x);print x > "main"FNR".txt"}}' main.txt replace.txt
```

The Following User Says Thank You to bartus11 For This Useful Post:

[jacobs.smith](#) (1 Day Ago)

Sponsored Links

Remove advertisements



1 Day Ago # 3

[rdrtx1](#) Registered User

Join Date: Sep 2012
Location: Houston, Texas, USA
Posts: 374
Thanks: 0
Thanked 98 Times in 95 Posts

also try:

Code:

```
c=1 ; while read w ; do sed 's/website/"$w"/g' main.txt > main$c.txt ; (( c = c + 1 )) ; done < replace.txt
```

The Following User Says Thank You to rdrtx1 For This Useful Post:
[jacobs.smith](#) (1 Day Ago)

1 Day Ago # 4

[jacobs.smith](#) Registered User

Join Date: Jan 2012
Posts: 218
Thanks: 170
Thanked 3 Times in 3 Posts

Quote:

Originally Posted by [bartus11](#)

Try:

Code:

```
awk 'NR==FNR{a[+n]=$0;next}{for (i=1;i<=n;i++){x=a[i];gsub ("website",$0,x);print x > "main"FNR ".txt"}}' main.txt replace.txt
```

Hi Bartus,

Thanks for your time.

This is the error I am seeing

Code:

```
awk: syntax error at source line 1
context is
NR==FNR{a[+n]=$0;next}{for (i=1;i<=n;i++){x=a[i];gsub ("website",$0,x);print x > >>> "main"FNR <<< ".txt"}}
awk: illegal statement at source line 1
```

----- Post updated at 03:46 PM ----- Previous update was at 03:45 PM -----

Quote:

Originally Posted by [rdrtx1](#)

also try:

Code:

```
c=1 ; while read w ; do sed 's/website/"$w"/g' main.txt > main$c.txt ; (( c = c + 1 )) ; done < replace.txt
```

Hi rdrtx1,

I neither see an error, nor my output files.

Thanks for your time though.

Sponsored Links Remove advertisements

1 Day Ago # 5

[bartus11](#) Registered User

Join Date: Apr 2009
Posts: 3,082
Thanks: 3
Thanked 922 Times in 905 Posts

What operating system are you using? If Solaris then use nawk:

Code:

```
nawk 'NR==FNR{a[++n]=$0;next}{for (i=1;i<=n;i++){x=a[i];gsub ("website", $0,x);print x > "main" FNR ".txt"}}' main.txt replace.txt
```

The Following User Says Thank You to bartus11 For This Useful Post:

[jacobs.smith](#) (8 Hours Ago)

Sponsored Links

Remove advertisements

1 Day Ago

#6

[jacobs.smith](#)

Registered User

Join Date: Jan 2012
Posts: 218
Thanks: 170
Thanked 3 Times in 3 Posts

Quote:

Originally Posted by [bartus11](#)
What operating system are you using? If Solaris then use nawk:

Code:

```
nawk 'NR==FNR{a[++n]=$0;next}{for (i=1;i<=n;i++){x=a[i];gsub ("website", $0,x);print x > "main" FNR ".txt"}}' main.txt replace.txt
```

I am using the terminal on my Mac OSX.

It says nawk command not found.

Sponsored Links

Remove advertisements

2 Hours Ago

#7



[Scrutinizer](#)
Moderator

Join Date: Nov 2008
Location: Amsterdam
Posts: 6,392
Thanks: 105
Thanked 1,433 Times in 1,300 Posts

Slight modification to Bartus11's awk:

Code:

```
awk '
NR==FNR{
  a[++n]=$0
  next
}
{
  for (i=1;i<=n;i++){
    x=a[i]
    gsub ("website", $0,x)
    f="main" FNR ".txt"
    print x > f
  }
}' main.txt replace.txt
```

Sponsored Links

Remove advertisements

Tune in with
Expert Hearing Technology

FREE Online Hearing Check



AdChoices

Dell

The power to do more

Starting from
\$699*

Includes \$100 cash off and delivery.

Conditions apply
Valid to 13/12/2012

Shop Now >

Selected system comes with
3rd gen Intel® Core™ i3 processor

Post Reply

<< [sed find and replace command not working](#) | [sed issue](#) >>

More UNIX and Linux Forum Topics You Might Find Helpful

Thread	Thread Starter	Forum	Replies	Last Post
awk - writing matching pattern to a new file and	coddout	Shell Programming and Scripting	3	5 Days Ago

deleting it from the current file	goudevii	Shell Programming and Scripting	4	04:57 PM
Finding 4 current files having specific File Name pattern	lancesunny	Shell Programming and Scripting	6	4 Weeks Ago 03:32 PM
find the file names having specified pattern at specified position in the current directory	vk39221	UNIX for Dummies Questions & Answers	3	08-30-2011 08:59 PM
Replace a particular pattern in a file	lifzgud	Shell Programming and Scripting	6	11-24-2010 12:12 PM
read file and print additional rows till current year	vasuarjula	Shell Programming and Scripting	1	12-09-2008 03:13 AM

All times are GMT -4. The time now is 07:13 PM.



[Contact Us](#) - [The UNIX and Linux Forums](#) - [Where There is a Shell There is a Way](#) - [Archive](#) - [Botnik](#) -

[Top](#)

The UNIX and Linux Forums Content Copyright ©1993-2012. All Rights Reserved.
Forum Operations by [The UNIX and Linux Forums](#)
Powered by: [vBulletin](#), Copyright ©2000 - 2006, Jelsoft Enterprises Limited.

SEO by [vBSEO](#)